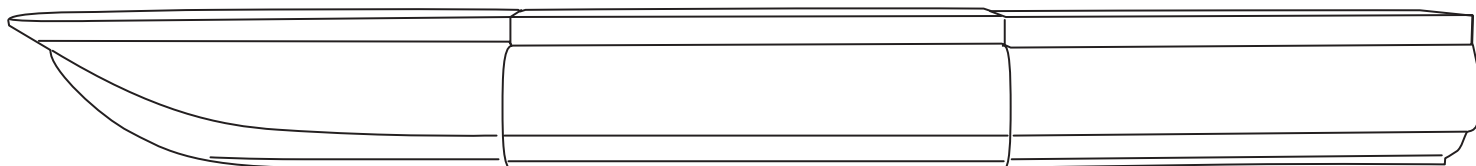


24-inch Diameter Floating Pontoon Installation Instructions

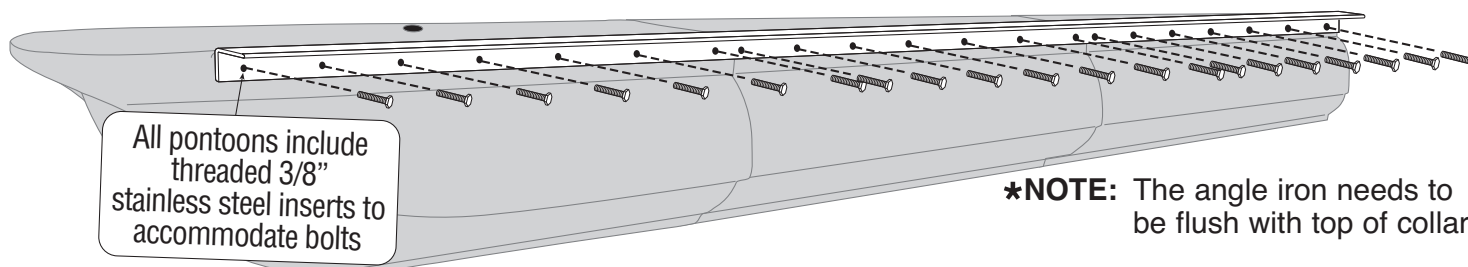
The greatest idea since the Indian canoe!



To join together pontoon sections, you will need:

- $\frac{3}{4}$ " Hex Head Bolt; $\frac{3}{8}$ " 16TPI thread
- Lock Washer

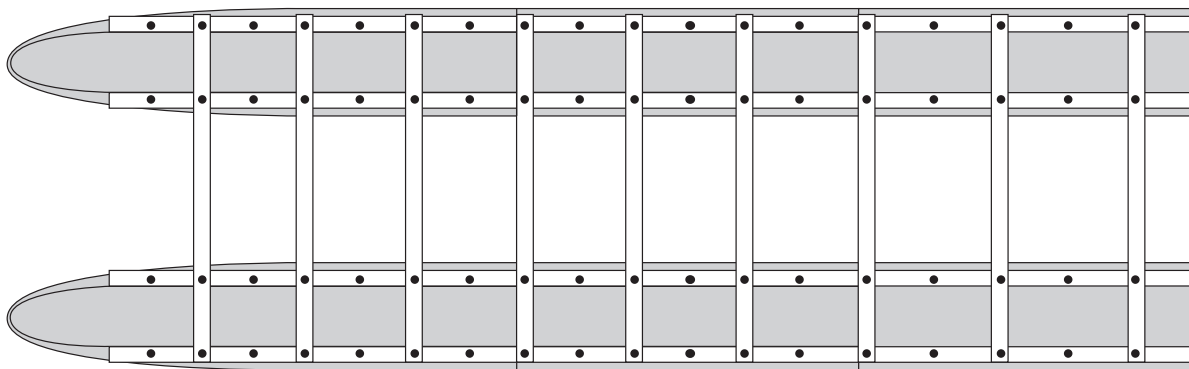
- 4" x 2" or 4" x $\frac{1}{4}$ " thick aluminum angle irons. Angle irons need to flange out at top (see illustration).



Use cargo straps to draw modules as tight as you can before drilling holes.

To join pontoons together, you will need:

- Cross members, which bolt into the top of the angle iron



Suggestions for mounting decking

